



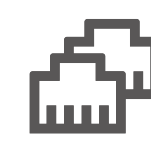
AV600 Powerline Wi-Fi Kit

Extend Wi-Fi to Every Room

TL-WPA4221 KIT



HomePlug
AV 600Mbps



2 Ethernet
Ports

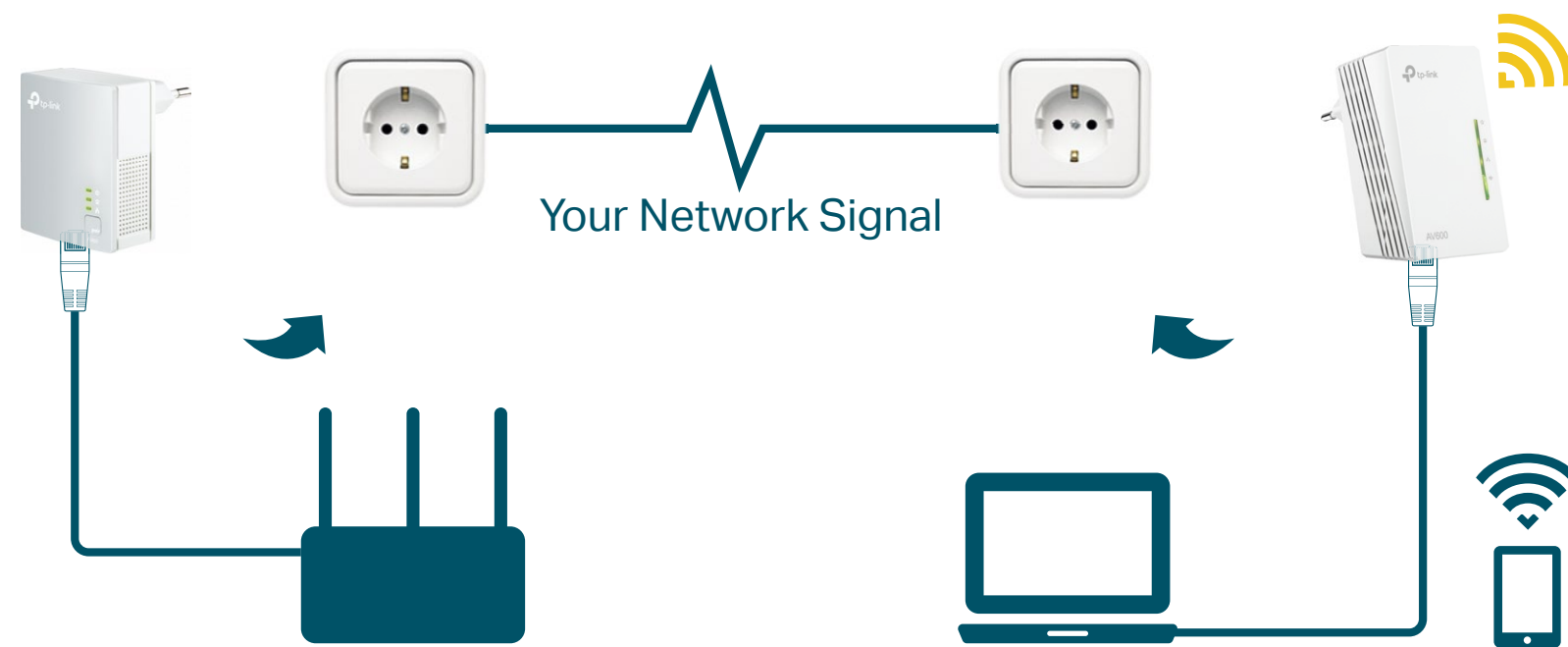


Plug and Play

Highlights

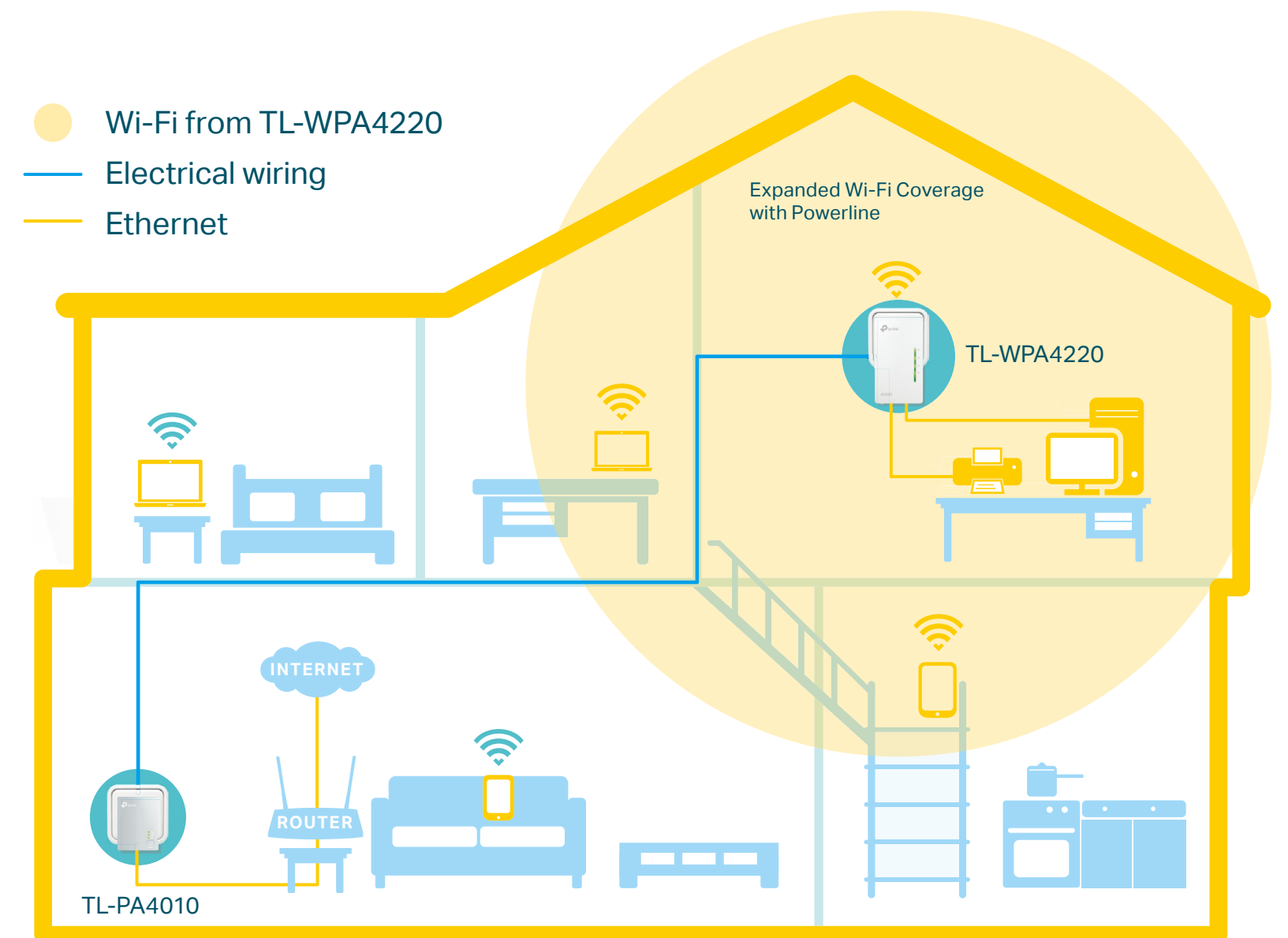
Plug and Play

Powerline adapters and extenders must be deployed in a set of two or more, and be connected to the same electrical circuit.



Extend Wi-Fi to Every Room Using Existing Electrical Wiring

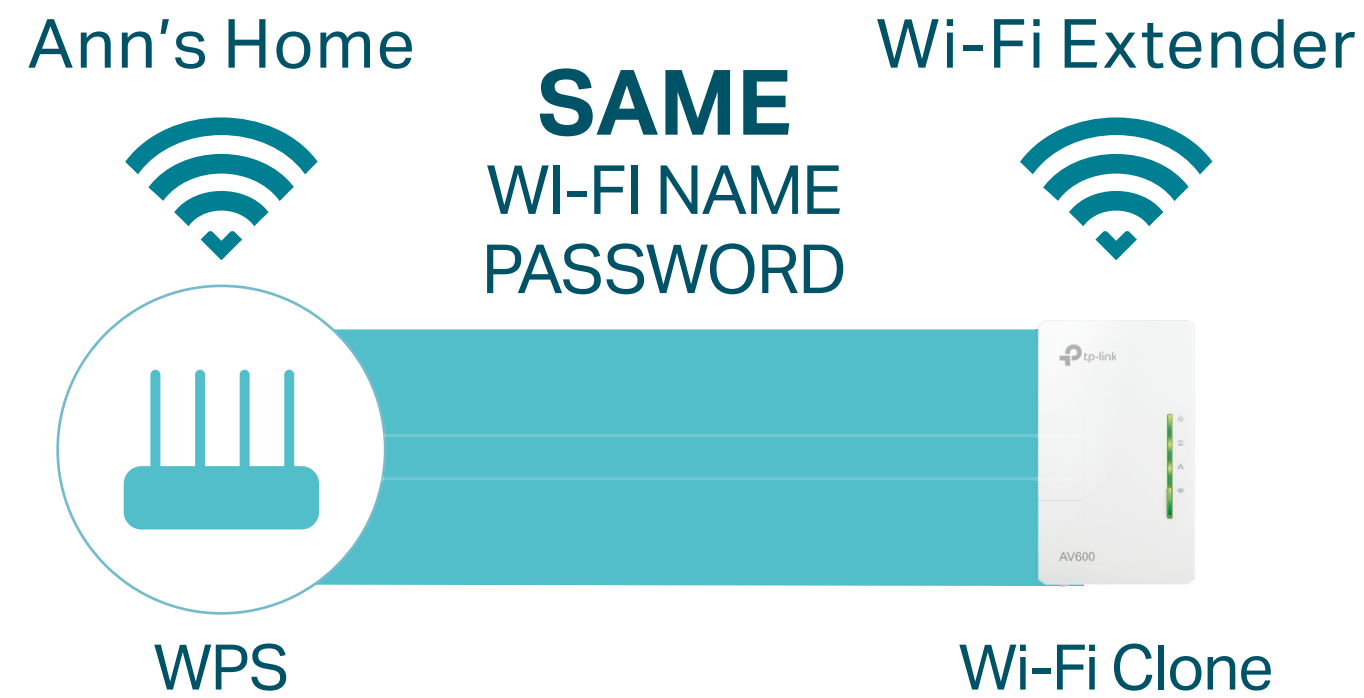
- No need for new wires or drilling
- Network passes through walls and floors



Highlights

Simple Setup with Wi-Fi Clone

Copy your wireless network name (SSID) and password from your router instantly by pressing the Wi-Fi Clone button.



Settings in Sync with Wi-Fi Move

Any changes made to network settings will be automatically applied across the entire network.



Features

Speed

- Wireless N Standard – Wi-Fi speed of up to 300Mbps[†]
- HomePlug AV2 – Provides up to 600Mbps[§] high-speed data transmission over a home's existing electrical wiring
- Multiple Ethernet Ports – Create faster connections with PCs, consoles, STB and more
- Speed Optimization – Supports IGMP managed multicast IP transmission, optimizing IPTV streaming

Ease of Use

- Wi-Fi Clone – Allows powerline extenders to copy the network name (SSID) and password from your router with one simple touch
- Wi-Fi Move – Automatically adopts Wi-Fi settings from your existing powerline network
- TP-Link tpPLC – Allows you to easily manage your network using the intuitive tpPLC App or the tpPLC Utility
- Plug and Play – Set up your powerline network in minutes
- Compatibility – Works with all routers and HomePlug AV/AV2 powerline adapters/extenders[†]
- LED Controls – Don't let LEDs disturb your life. Switch them on/off anywhere, anytime or set a weekly schedule.

Range

- 300 meters Range – Up to 300 meters/1000 feet range over existing electrical wiring

Reliability

- Mains Filter – Blacklists unauthorized devices from accessing your wireless network by assigning MAC addresses

Security

- Pair Button – Provides a connection with 128-bit AES encryption, at the touch of "Pair" button
- Parental Controls – Manage when and how connected devices can access the internet
- Encryptions for Secure Network – WPA-PSK/WPA2-PSK encryptions provide active protection against security threats

Specifications

Hardware

- Transmission Speeds:
 - Powerline: up to 600 Mbps
 - Ethernet: 10/100 Mbps
- Standards and Protocols:
 - HomePlug AV2, IEEE 1901, IEEE 802.3, IEEE 802.3u, IEEE 802.11b/g/n
- Interface:
 - TL-WPA4220: 2 Ethernet Ports
 - TL-PA4010: 1 Ethernet Port
- Plug Type: EU
- Button: Pair, Reset, Wi-Fi Clone
- LED Indicator: Power, Powerline, Ethernet, Wi-Fi
- Dimensions (W x D x H):
 - TL-WPA4220: 2.1 × 1.6 × 3.7 in (54 × 40 × 94 mm)
 - TL-PA4010: 2.0 × 1.1 × 2.6 in (52 × 28.5 × 65 mm)
- IGMP: IGMP v1/v2/v3
- Power Consumption:
 - TL-WPA4220: Maximum: 5.6W, Typical: 5.2W
 - TL-PA4010: Maximum: 2.6W, Typical: 2.3W
- Range: Up to 300 meters/1000 feet over existing electrical wiring
- Compatibility:
 - Compatible with all HomePlug AV & AV2 standard powerline adapters†



Specifications

Software

- Modulation Technology: OFDM

- Security:

Wireless: WPA-PSK / WPA2-PSK, WEP Encryptions

Powerline: 128-bit AES Encryption

- Management Tools:

tpPLC-Scan the QR code to download TP-Link tpPLC App



Or download new tpPLC Utility on PCs: www.tp-link.com.

Others

- Package Contents

AV600 Powerline Wi-Fi Kit: TL-WPA4220 & TL-PA4010

Ethernet Cable × 2

Quick Installation Guide

- Certification

CE, RoHS

- System Requirements

Windows 10/8.1/8/7/Vista/XP, Mac OS, Linux

- System Requirements for tpPLC Utility

Windows 10/8.1/8/7/Vista/XP and Mac OS X (10.7 or later)

- Environment

Operating Temperature: 0 °C~40 °C (32 °F~104 °F)

Operating Humidity: 10%~90% non-condensing

Storage Humidity: 5%~90% non-condensing



For more information, please visit https://www.tp-link.com/products/details/?model=TL-WPA4221+KIT_V5 or scan the QR code on the left.

Specifications are subject to change without notice. TP-Link is a registered trademark of TP-Link Technologies Co., Ltd. Other brands and product names are trademarks or registered trademarks of their respective holders. Copyright ©2020 TP-Link Technologies Co., Ltd. All rights reserved.

[†]Compatible with all HomePlug AV and AV2 Standard Powerline adapters. This product may not be compatible with routers or gateways with firmware that has been altered, is based on open source programs, or are non-standard or outdated.

[‡]Maximum wireless signal rates are the physical rates derived from IEEE Standard 802.11 specifications. Actual wireless data throughput and wireless coverage are not guaranteed and will vary as a result of network conditions, client limitations, and environmental factors, including building materials, obstacles, volume and density of traffic, and client location.

[§]Maximum Powerline signal rates are the physical rates derived from HomeplugAV/AV2 specifications. Actual Powerline data throughput and Powerline range are not guaranteed and will vary as a result of network conditions and environmental factors, including electrical interference, volume of traffic and network overhead, AFCI circuit breaker, and Powerline being located in a separate circuit.

www.tp-link.com

TP-Link AV600 Powerline Wi-Fi Kit TL-WPA4221 KIT